


HENRI

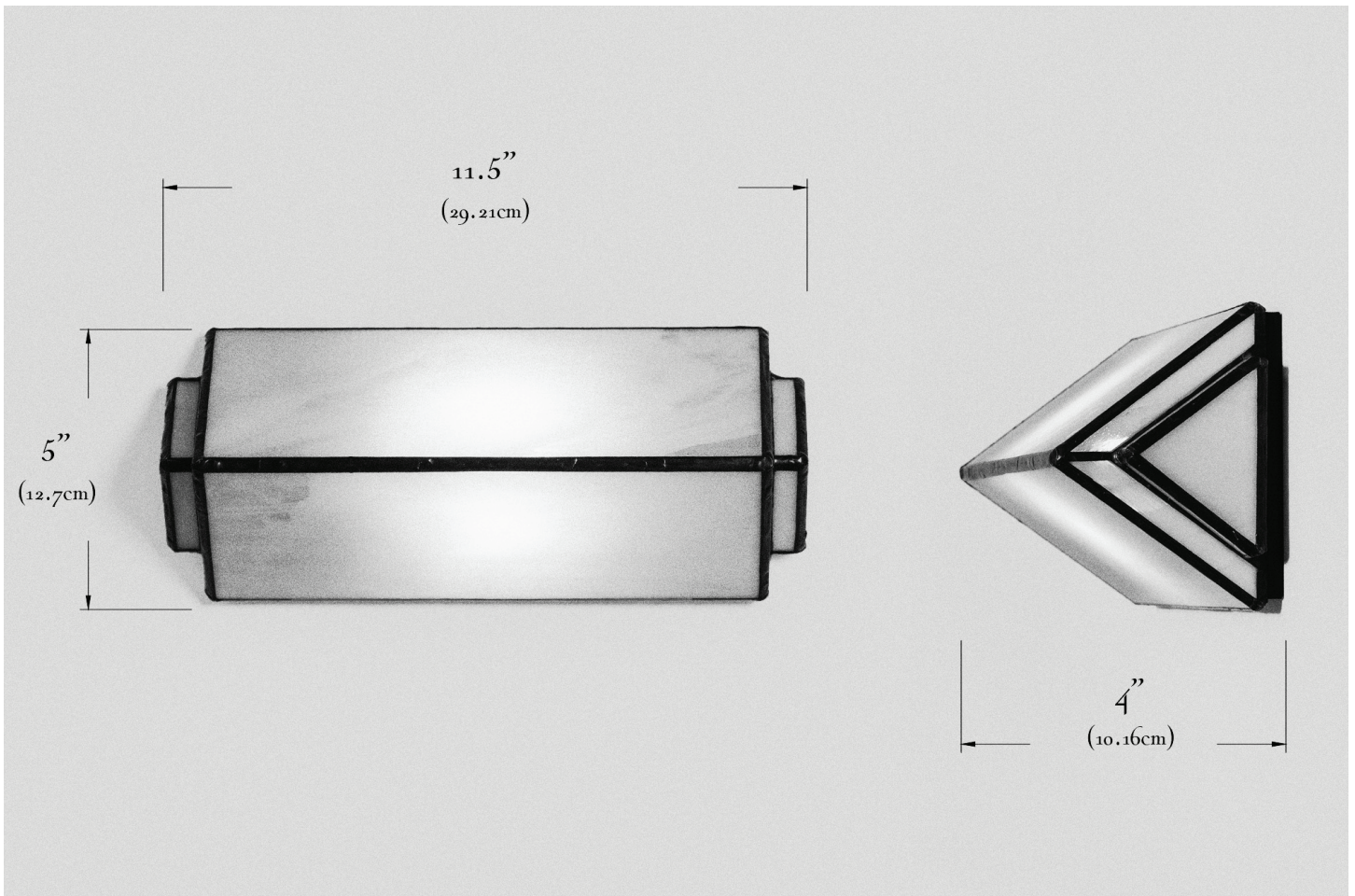


Éden No. 2
TECHNICAL SPECIFICATIONS

HENRI

Éden No.2

The Éden collection embodies a distillation of form, crafted from our hand-selected glass, where tonal shifts in cream and white drift between translucence and opacity, revealing depth and texture as light passes through. The collection draws on the spirit of Pierre Chareau's alabaster luminaires and the understated refinement of Jean-Michel Frank's furniture, where simplicity is elevated through exquisite materials such as parchment and shagreen. Éden is conceived with thoughtful consideration and seamless ADA compliance.



MATERIALS

ROLLED SHEET GLASS, PATINATED SILVER ALLOY

APPLICATION

WALL MOUNT

TYPE

HARDWIRED

VOLTAGE

120V - 240V

SOCKET

TYPE E26/E27, MAX 75W

BULB

T10 5.0W, 90+ CRI, 550 LUMENS, 2700K, DIMMABLE

CERTIFICATION

UL AND CUL LISTED

DIMENSION

L 4IN(10.2CM) X W 11.5IN (29.21CM) X H 5IN (12.7CM)

WEIGHT

3LB (1.4KG)

HENRI




Eden No. 2

FINISH

PARCHMENT GLASS, IVORY BLACK PATINA

SKU

EDENO2-PARCH-L2B-UL-HI-E26T28-PAI



HENRII

ohn-rē